

Construction Forestry Mining and Energy Union
Mining and Energy Division

Financial Statements

For the Year Ended 31 December 2017

Construction Forestry Mining and Energy Union Mining and Energy Division

For the Year Ended 31 December 2017

Financial Statements

Contents	Page
Operating Report	1
Committee of Management Statement	5
Consolidated Statement of Profit or Loss and Other Comprehensive Income	6
Consolidated Balance Sheet	7
Consolidated Statement of Changes in Equity	8
Consolidated Statement of Cash Flows	9
Notes to the Financial Statements	10
Recovery of Wages Activity	58
Independent Auditor's Report	59

Construction Forestry Mining and Energy Union Mining and Energy Division

Operating Report

31 December 2017

The Committee of Management present their report, together with the financial statements of the Reporting Unit, being the Construction Forestry Mining and Energy Union Mining and Energy Division and its controlled entities, for the financial year ended 31 December 2017.

Information on Committee of Management

The names of each person who has been on the Committee of Management during the year are:

Name	Position	Period of Appointment
Mr A Maher	General President	1/1/2017 - 31/12/2017
Mr A Vickers	General Secretary	1/1/2017 - 29/9/2017
Mr G Kelly	General Secretary	6/11/2017 - 31/12/2017
Mr C Hinds	Central Councillor	1/1/2017 - 4/7/2017
Mr M Dobie	Central Councillor	1/1/2017 - 31/12/2017
Mr A Honeysett	Central Councillor	1/1/2017 - 31/12/2017
Mr G Wood	Central Councillor	1/1/2017 - 31/12/2017
Mr S Smyth	Central Councillor	1/1/2017 - 31/12/2017
Mr P Jordan	Central Councillor	1/1/2017 - 31/12/2017
Mr B Wise	Central Councillor	1/1/2017 - 31/12/2017
Mr D McLachlan	Central Councillor	1/1/2017 - 31/12/2017
Mr M Schofield	Central Councillor	1/1/2017 - 31/12/2017
Mr P Compton	Central Councillor	1/1/2017 - 31/12/2017
Mr S Mephram	Central Councillor	1/1/2017 - 31/12/2017
Mr G Pearce	Central Councillor	1/1/2017 - 31/12/2017
Mr L Ludlow	Central Councillor	1/1/2017 - 31/12/2017
Mr T Williams	Central Councillor	1/1/2017 - 31/12/2017
Mr D Bean	Central Councillor	4/7/2017 - 31/12/2017
Mr D Hopkins	Central Councillor	30/10/2017 - 31/12/2017

Construction Forestry Mining and Energy Union Mining and Energy Division

Operating Report

31 December 2017

Principal activities

The principal activities of the Reporting Unit during the financial year were the:

- Adherence to the rules of the Division in furtherance of the objects of the Union consistent with the industrial relations legislation.
- Implementation of the decisions of the Divisional Executive and Committee of Management.
- Implementation of the Union's organising agenda, including assistance and advice on organising site projects, training and development of officials and planning and resourcing campaigns.
- Industrial Support including assistance with legal and legislative matters.
- The administration and variation of federal and state awards.
- Negotiation and registration of certified industrial instruments on behalf of members consistent with the objects of the Fair Work Act and the Union rules.
- Media and other communication to members of the Division and to the broader local communities on issues affecting the rank and file.
- Monitoring and improving the health and safety of members.

No significant change in the nature of these activities occurred during the year.

Operating results

The consolidated surplus of the Reporting Unit amounted to \$ 557,184 (2016: surplus of \$ 2,616,505)

Review of operations

A review of the operations and results of the Group is performed in the meetings of the Executive Officers and by the Committee of Management. Additionally, such matters are considered periodically at a regular meeting of the General Officers of the Union. The Committee of Management believe that they have furthered the interests of their members throughout the financial year through the conducting of the Union's principal activities.

Significant changes in state of affairs

There have been no significant changes in the state of affairs of entities in the Reporting Unit during the year.

Events after the reporting date

No matters or circumstances have arisen since the end of the financial year which significantly affected or may significantly affect the operations of the Reporting Unit, the results of those operations or the state of affairs of the Reporting Unit in future financial years.

Right of members to resign

All members of the Union have the right to resign in accordance with Rule 5(iv)(a) of the Union Rules (and section 174 of the Fair Work (Registered Organisations) Act 2009), namely, by providing written notice addressed and delivered to either the District Secretary, a Lodge Secretary or authorised delegate.

Construction Forestry Mining and Energy Union Mining and Energy Division

Operating Report

31 December 2017

Superannuation Trustees

- Anthony Maher is an Alternate Director of Auscoal Superannuation Pty Ltd appointed on 26 May 2015. Auscoal Superannuation Pty Ltd acts as Trustee for the Mine Wealth & Wellbeing Superannuation Fund (formerly Auscoal Superannuation Fund).
- Grahame Kelly is a Director of Auscoal Superannuation Pty Ltd, which acts as a trustee for the Mine Wealth & Wellbeing Superannuation Fund (formerly Auscoal Superannuation Fund).
- Mark Watson (Finance Manager) is a Director of Auscoal Superannuation Pty Ltd, which acts as trustee for the Mine Wealth & Wellbeing Superannuation Fund (formerly Auscoal Superannuation Fund).

These positions are held because of a criterion which requires that the reporting unit nominate a director of this entity.

No other officer or employee of the Union acts:

- i) as a trustee of a superannuation entity or an exempt public sector superannuation scheme; or
- ii) as a director of a company that is a trustee of a superannuation entity or an exempt public sector superannuation scheme.

Number of members

There were 19,738 of the Union as at 31 December 2017 (2016: 19,914).

Number of employees

As at 31 December 2017 the Union had 24 full-time equivalent employees (2016: 25).

Construction Forestry Mining and Energy Union Mining and Energy Division


Operating Report

31 December 2017


Officers and employees who are directors of a company or a member of a board in connection with their role as a member of the Reporting Unit

- Anthony Maher, Andrew Honeysett, Peter Jordan, Stephen Smyth and Grahame Kelly are directors of Unite Organising Pty Ltd
- Anthony Maher, Andrew Honeysett, Peter Jordan, Stephen Smyth and Grahame Kelly are directors of NMEAF Pty Ltd
- Anthony Maher is an alternate director for Auscoal Superannuation Pty Ltd
- Anthony Maher is a director of Unity Law Pty Ltd
- Andrew Honeysett is a director of Coal Services Pty Ltd
- Peter Jordan is a director of Coal Services Pty Ltd
- Peter Jordan is a director of United Collieries Pty Ltd
- Peter Jordan is a director of United Coal Sales Pty Ltd
- Mark Watson is a director of Auscoal Superannuation Pty Ltd
- Mark Watson is a director of Unity Bank Ltd

Signed in accordance with a resolution of the Committee of Management:



Anthony Maher
General President



Grahame Kelly
General Secretary

13 March 2018

Construction Forestry Mining and Energy Union Mining and Energy Division

Committee of Management Statement


For the year ended 31 December 2017


On 13 March 2018 the Committee of Management of the Construction Forestry Mining and Energy Union - Mining and Energy Division passed the following resolution in relation to the General Purpose Financial Report (GPFR) for the year ended 31 December 2017:

The Committee of Management declares that in its opinion:

- (a) the financial statements and notes comply with the Australian Accounting Standards;
- (b) the financial statements and notes comply with any other requirements imposed by the Reporting Guidelines or Part 3 of Chapter 8 of the *Fair Work (Registered Organisations) Act 2009* (the RO Act);
- (c) the financial statements and notes give a true and fair view of the financial performance, financial position and cash flows of the reporting unit for the financial year to which they relate;
- (d) there are reasonable grounds to believe that the reporting unit will be able to pay its debts as and when they become due and payable; and
- (e) during the financial year to which the General Purpose Financial Report relates and since the end of that year:
 - i) meetings of the committee of management were held in accordance with the rules of the organisation including the rules of a branch concerned; and
 - ii) the financial affairs of the reporting unit have been managed in accordance with the rules of the organisation including the rules of a branch concerned; and
 - iii) the financial records of the reporting unit have been kept and maintained in accordance with the RO Act; and
 - iv) where the organisation consists of two or more reporting units, the financial records of the reporting unit, have been kept, as far as practicable, in a consistent manner with each of the other reporting units of the organisation; and
 - v) where information has been sought in any request by a member of the reporting unit or Commissioner duly made under section 272 of the RO Act has been provided to the member or Commissioner; and
 - vi) where any order for inspection of financial records has been made by the Registered Organisations Commission under section 273 of the RO Act, there has been compliance.
- (f) No Revenue has been derived from undertaking recovery of wages activity during the reporting period.

This declaration is made in accordance with a resolution of the Committee of Management.


Anthony Maher
General President


Grahame Kelly
General Secretary

Dated: 13 March 2018
Sydney

Construction Forestry Mining and Energy Union Mining and Energy Division

Consolidated Statement of Profit or Loss and Other Comprehensive Income For the Year Ended 31 December 2017

	Note	2017 \$	2016 \$
Revenue	4	9,986,643	11,442,294
Employee benefits expense	5	(5,479,301)	(5,545,792)
Legal campaign fund expense	5	(1,338,859)	(1,258,326)
Campaign expenses		(10,000)	(1,076,159)
Depreciation and amortisation expense	10(a)	(769,161)	(717,923)
Operating expenditure		(574,637)	(727,392)
Travel and accommodation costs		(566,678)	(775,666)
Property expenses		(551,489)	(470,106)
Affiliation fees	5	(436,048)	(540,965)
Conference and meeting expense		(15,717)	(719,191)
Levies	5	(195,000)	-
Share of net profits of equity-accounted associates and joint ventures		(189,960)	(260,000)
Advertising expenses		(176,660)	(140,952)
Investment costs		(142,314)	(132,458)
Common cause expenses		(122,927)	(204,315)
Motor vehicle expenses		(104,193)	(96,705)
Insurance expenses		(99,843)	(92,427)
Donations	5	(71,850)	(77,094)
Professional fees		(72,898)	(140,335)
Loss on sale of property, plant and equipment		(14,586)	(43,240)
Royal Commission costs	5	-	(35,435)
Fair value gain on equity investments*	4	1,502,662	-
Reversal of prior impairment expense	10(a)	-	4,228,692
Result for the year		557,184	2,616,505
Other comprehensive income:			
Items that will be reclassified to profit or loss when specific conditions are met			
Net fair value movements for available-for-sale financial assets*		-	52,842
Total comprehensive income for the year		557,184	2,669,347

* In accordance with the transitional provisions in AASB 9 (7.2.15) and (7.2.26)(b) comparative figures have not been restated. For further details regarding changes in accounting policies refer note 26.

The accompanying notes form part of these financial statements.

Construction Forestry Mining and Energy Union Mining and Energy Division

Consolidated Balance Sheet

As at 31 December 2017

	Note	2017 \$	2016 \$
ASSETS			
CURRENT ASSETS			
Cash and cash equivalents	6	8,609,439	6,842,990
Trade and other receivables	7	1,555,772	2,380,661
Other financial assets	8	25,507,103	41,978,650
Other assets	9	183,590	81,768
TOTAL CURRENT ASSETS		35,855,904	51,284,069
NON-CURRENT ASSETS			
Financial assets	8	3,048,305	2,878,443
Property, plant and equipment	10	25,237,797	25,440,682
TOTAL NON-CURRENT ASSETS		28,286,102	28,319,125
TOTAL ASSETS		64,142,006	79,603,194
LIABILITIES			
CURRENT LIABILITIES			
Trade and other payables	11	1,205,733	684,935
Employee benefits	12	2,623,370	2,613,970
Other financial liabilities		56,114	45,579
TOTAL CURRENT LIABILITIES		3,885,217	3,344,484
TOTAL NON-CURRENT LIABILITIES		-	-
TOTAL LIABILITIES		3,885,217	3,344,484
NET ASSETS		60,256,789	76,258,710
EQUITY			
Reserves	13	22,059,666	38,523,916
Retained earnings		38,197,123	37,734,794
TOTAL EQUITY		60,256,789	76,258,710

* In accordance with the transitional provisions in AASB 9 (7.2.15) and (7.2.26)(b) comparative figures have not been restated. For further details regarding changes in accounting policies refer note 26.

The accompanying notes form part of these financial statements.

Construction Forestry Mining and Energy Union Mining and Energy Division

Consolidated Statement of Changes in Equity

For the Year Ended 31 December 2017

	Retained Earnings	Capital Reserve	Financial Assets Reserve	Total
	\$	\$	\$	\$
Balance at 31 December 2016	37,734,794	38,618,771	(94,855)	76,258,710
Adjustment on adoption of AASB 9	(94,855)	-	94,855	-
Balance at 1 January 2017	37,639,939	38,618,771	-	76,258,710
Result for the year	557,184	-	-	557,184
Capital distributions to the fund	-	3,134,987	-	3,134,987
Capital distributions from the fund	-	(19,694,092)	-	(19,694,092)
Balance at 31 December 2017	38,197,123	22,059,666	-	60,256,789

Refer note 26 for details regarding adoption of AASB 9.

	Retained Earnings	Capital Reserve	Financial Assets Reserve	Total
	\$	\$	\$	\$
Balance at 1 January 2016	35,118,289	38,658,190	(147,697)	73,628,782
Result for the year	2,616,505	-	-	2,616,505
Other comprehensive income	-	-	52,842	52,842
Capital contributions to the fund	-	2,074,349	-	2,074,349
Capital distributions from the fund	-	(2,113,768)	-	(2,113,768)
Balance at 31 December 2016	37,734,794	38,618,771	(94,855)	76,258,710

The accompanying notes form part of these financial statements.

Construction Forestry Mining and Energy Union Mining and Energy Division

Consolidated Statement of Cash Flows For the Year Ended 31 December 2017

	Note	2017 \$	2016 \$
CASH FLOWS FROM OPERATING ACTIVITIES:			
Receipts from customers and contributions		10,213,203	10,892,214
Capital Contributions from fund members		3,134,987	2,074,349
Payments to suppliers, beneficiaries and employees		(30,384,280)	(15,816,336)
Dividends received		607,162	693,563
Interest received		1,006,891	1,335,788
Net cash provided by/(used by) operating activities	25	<u>(15,422,037)</u>	<u>(820,422)</u>
CASH FLOWS FROM INVESTING ACTIVITIES:			
Proceeds from sale of plant and equipment		50,455	102,000
Net proceeds from sale of held to maturity investments		16,183,992	1,385,950
Purchase of property, plant and equipment		(666,316)	(333,121)
Receipts from related party loan		189,960	260,000
Net proceeds/(purchase of) of available-for-sale investments		1,430,395	(1,131,372)
Net cash provided by investing activities		<u>17,188,486</u>	<u>283,457</u>
CASH FLOWS FROM FINANCING ACTIVITIES:			
Net cash used by financing activities		-	-
Net (decrease)/increase in cash and cash equivalents held		1,766,449	(536,965)
Cash and cash equivalents at beginning of year		6,842,990	7,379,955
Cash and cash equivalents at end of financial year	6	<u>8,609,439</u>	<u>6,842,990</u>

The accompanying notes form part of these financial statements.

Construction Forestry Mining and Energy Union Mining and Energy Division

Notes to the Financial Statements

For the Year Ended 31 December 2017

The financial report covers Construction Forestry Mining and Energy Union Mining and Energy Division and controlled entities ("the Group" or "the Reporting Unit").

Each of the entities within the Group prepare their financial statements based on the currency of the primary economic environment in which the entity operates (functional currency). The consolidated financial statements are presented in Australian dollars which is the parent entity's functional and presentation currency.

1. Basis of Preparation

These general purpose financial statements have been prepared in accordance with the Australian Accounting Standards and the *Fair Work (Registered Organisations) Act 2009*. For the purpose of preparing the general purpose financial statements, the Union is a not-for-profit entity.

The financial statements have been prepared on an accruals basis and in accordance with the historical cost, except for certain assets and liabilities measured at fair value, as explained in the accounting policies below. Historical cost is generally based on the fair values of the consideration given in exchange for assets. Except where stated, no allowance is made for the effect of changing prices on the results or the financial position.

Where required, comparative figures have been adjusted to conform with changes in presentation in the current financial year.

2. Summary of Significant Accounting Policies

(a) Basis of consolidation

The consolidated financial statements include the financial position and performance of controlled entities from the date on which control is obtained until the date that control is lost.

Intragroup assets, liabilities, equity, income, expenses and cashflows relating to transactions between entities in the consolidated entity have been eliminated in full for the purpose of these financial statements.

Appropriate adjustments have been made to a controlled entity's financial position, performance and cash flows where the accounting policies used by that entity were different from those adopted by the consolidated entity. All controlled entities have a December financial year end.

A list of controlled entities is contained in Note 19 to the financial statements.

Subsidiaries

Subsidiaries are all entities (including structured entities) over which the parent has control. Control is established when the parent is exposed to, or has rights to variable returns from its involvement with the entity and has the ability to affect those returns through its power to direct the relevant activities of the entity.

Construction Forestry Mining and Energy Union Mining and Energy Division

Notes to the Financial Statements

For the Year Ended 31 December 2017

2. Summary of Significant Accounting Policies (Continued)

(a) Basis of consolidation (Continued)

Joint Arrangements

AASB 11 *Joint Arrangements* defines a joint arrangement as an arrangement of which two or more parties have joint control and classifies these arrangements as either joint ventures or joint operations.

Construction Forestry Mining and Energy Union Mining and Energy Division has determined that it has both joint ventures and joint operations.

Joint ventures:

Joint ventures are those joint arrangements which provide the venturer with right to the net assets of the arrangements. Interests in joint ventures are accounted for using the equity method in accordance with AASB 128 *Investments in Associates and Joint Ventures*. Under this method, the investment is initially recognised as cost and the carrying amount is increased or decreased to recognise the investor's share of the profit or loss and other comprehensive income of the investee after the date of acquisition.

If the venturer's share of losses of a joint venture equals or exceeds its interest in the joint venture, the venturer discontinues recognising its share of further losses.

The venturer's share in the joint ventures gains or losses arising from transactions between a venturer and its joint venture are eliminated.

Adjustments are made to the joint ventures accounting policies where they are different from those of the venturer for the purpose of the consolidated financial statements.

Associates

Interests in associates, where the investor has significant influence over the investee, are accounted for using the equity method in accordance with AASB 128 *Investments in Associates and Joint Ventures*. Under this method, the investment is initially recognised as cost and the carrying amount is increased or decreased to recognise the investor's share of the profit or loss and other comprehensive income of the investee after the date of acquisition.

(b) Business combinations

Business combinations are accounted for by applying the acquisition method which requires an acquiring entity to be identified in all cases. The acquisition date under this method is the date that the acquiring entity obtains control over the acquired entity.

The fair value of identifiable assets and liabilities acquired are recognised in the consolidated financial statements at the acquisition date.

Construction Forestry Mining and Energy Union Mining and Energy Division

Notes to the Financial Statements

For the Year Ended 31 December 2017

2. Summary of Significant Accounting Policies (Continued)

(b) Business combinations (Continued)

Goodwill or a gain on bargain purchase may arise on the acquisition date, this is calculated by comparing the consideration transferred and the amount of non-controlling interest in the acquiree with the fair value of the net identifiable assets acquired. Where consideration is greater than the net assets acquired, the excess is recorded as goodwill. Where the net assets acquired are greater than the consideration, the measurement basis of the net assets are reassessed and then a gain from bargain purchase recognised in profit or loss.

All acquisition-related costs are recognised as expenses in the periods in which the costs are incurred except for costs to issue debt or equity securities.

Any contingent consideration which forms part of the combination is recognised at fair value at the acquisition date. If the contingent consideration is classified as equity then it is not remeasured and the settlement is accounted for within equity. Otherwise subsequent changes in the value of the contingent consideration liability are measured through profit or loss.

(c) Income tax

The Union (being a registered industrial trade union) is exempt from income tax under section 50.1 of the *Income Tax Assessment Act 1997*.

(d) Leases

Lease payments for operating leases where substantially all of the risks and benefits remain with the lessor, are charged as expenses on a straight-line basis over the life of the lease term.

Lease incentives under operating leases are recognised as a liability and amortised on a straight-line basis over the life of the lease term.

(e) Revenue and other income

Revenue is recognised when the amount of the revenue can be measured reliably, it is probable that economic benefits associated with the transaction will flow to the Group and specific criteria relating to the type of revenue as noted below, has been satisfied.

Revenue is measured at the fair value of the consideration received or receivable and is presented net of returns, discounts and rebates.

All revenue is stated net of the amount of goods and services tax (GST).

Construction Forestry Mining and Energy Union Mining and Energy Division

Notes to the Financial Statements

For the Year Ended 31 December 2017

2. Summary of Significant Accounting Policies (Continued)

(e) Revenue and other income (Continued)

Rendering of Services

Revenue from member subscriptions, capitations and campaign fees are accounted for on an accruals basis and is recorded as revenue in the year to which it relates.

Rental income

Rental revenue is recognised on a straight-line basis over a period of the lease term so as to reflect a constant periodic rate of return on the net investment.

Dividend revenue

Dividends are recognised when the entity's right to receive payment is established.

Other income

Other income is recognised on an accrual basis when the group is entitled to it.

(f) Goods and services tax (GST)

Revenue, expenses and assets are recognised net of the amount of goods and services tax (GST), except where the amount of GST incurred is not recoverable from the Australian Taxation Office (ATO).

Receivables and payable are stated inclusive of GST.

The net amount of GST recoverable from, or payable to, the ATO is included as part of receivables or payables in the consolidated balance sheet.

Cash flows in the consolidated statement of cash flows are included on a gross basis and the GST component of cash flows arising from investing and financing activities which is recoverable from, or payable to, the taxation authority is classified as operating cash flows.

(g) Property, plant and equipment

Each class of property, plant and equipment is carried at cost, where applicable, any accumulated depreciation and impairment.

Under cost model, the asset is carried at its cost less any accumulated depreciation and any impairment losses. Costs include purchase price, other directly attributable costs and the initial estimate of the costs of dismantling and restoring the asset, where applicable.

Construction Forestry Mining and Energy Union Mining and Energy Division

Notes to the Financial Statements For the Year Ended 31 December 2017

2. Summary of Significant Accounting Policies (Continued)

(g) Property, plant and equipment (Continued)

Depreciation

Property, plant and equipment, excluding freehold land, is depreciated on a straight-line basis over the assets useful life to the Group, commencing when the asset is ready for use.

The depreciation rates used for each class of depreciable asset are shown below:

Fixed asset class	Depreciation rate
Buildings	2 - 20 %
Furniture, Fixtures and Fittings	5 - 40%
Motor Vehicles	22.5%

At the end of each annual reporting period, the depreciation method, useful life and residual value of each asset is reviewed. Any revisions are accounted for prospectively as a change in estimate.

(h) Financial instruments

Accounting policies applied from 1 January 2017

From 1 January 2017, the Group classifies its financial assets in the following measurement categories:

- Those to be measured subsequently at fair value (either through other comprehensive income, or through profit or loss), and
- Those to be measured at amortised cost.

The classification depends on the entity's business model for managing the financial assets and the contractual terms of the cash flows.

For assets measured at fair value, gains and losses will either be recorded in profit or loss or other comprehensive income. For investments in equity instruments that are not held for trading, this will depend on whether the Group has made an irrevocable election at the time of initial recognition to account for the equity instrument at fair value through other comprehensive income.

Subsequent measurement of debt instruments depends on the Group's business model for managing the asset and the cash flow characteristics of the asset. All the Group's debt instruments are classified as Amortised cost, whereby all assets are held for collection of contractual cash flows where those cash flows represent solely payments of principal and interest. These are measured at amortised cost. A gain or loss on a debt investment that is subsequently measured at amortised cost and is not part of a hedging relationship is recognised in profit or loss when the asset is derecognised or impaired. Interest income from these financial assets is included in finance income using the effective interest rate method.

Construction Forestry Mining and Energy Union Mining and Energy Division

Notes to the Financial Statements For the Year Ended 31 December 2017

2. Summary of Significant Accounting Policies (Continued)

(h) Financial instruments (Continued)

Accounting policies applied from 1 January 2017 (Continued)

The Group subsequently measures all equity instruments at fair value. Where the Group's management has elected to present fair value gains and losses on equity investments in other comprehensive income, there is no subsequent reclassification of fair value gains and losses to profit or loss following the derecognition of the investment.

Changes in the fair value of financial assets at fair value through profit or loss are recognised in the statement of profit or loss and other comprehensive income as applicable.

Impairment

The Group assesses on a forward looking basis the expected credit losses associated with its debt instruments carried at amortised cost. The impairment methodology applied depends on whether there has been significant increase in credit risk. Note 16 details how the Group determines whether there has been a significant increase in credit risk.

For trade receivables, the Group applies the simplified approach permitted by AASB 9, which requires expected lifetime losses to be recognised from initial recognition of the receivables.

Accounting policies applied prior to 1 January 2017

Financial instruments are recognised initially using trade date accounting, i.e. on the date that Group becomes party to the contractual provisions of the instrument.

On initial recognition, all financial instruments are measured at fair value plus transaction costs (except for instruments measured at fair value through profit or loss where transaction costs are expensed as incurred).

Financial Assets

Financial assets are divided into the following categories which are described in detail below:

- loans and receivables;
- financial assets at fair value through profit or loss;
- available-for-sale financial assets; and
- held-to-maturity investments.

Financial assets are assigned to the different categories on initial recognition, depending on the characteristics of the instrument and its purpose. A financial instrument's category is relevant to the way it is measured and whether any resulting income and expenses are recognised in profit or loss or in other comprehensive income.

Construction Forestry Mining and Energy Union Mining and Energy Division

Notes to the Financial Statements For the Year Ended 31 December 2017

2. Summary of Significant Accounting Policies (Continued)

(h) Financial instruments (Continued)

All income and expenses relating to financial assets are recognised in the consolidated statement of profit or loss and other comprehensive income in the 'finance income' or 'finance costs' line item respectively.

Loans and receivables

Loans and receivables are non-derivative financial assets with fixed or determinable payments that are not quoted in an active market. They arise principally through the provision of goods and services to customers but also incorporate other types of contractual monetary assets.

After initial recognition these are measured at amortised cost using the effective interest method, less provision for impairment. Any change in their value is recognised in profit or loss.

The Group's trade and most other receivables fall into this category of financial instruments.

Significant receivables are considered for impairment on an individual asset basis when they are past due at the reporting date or when objective evidence is received that a specific counterparty will default.

The amount of the impairment is the difference between the net carrying amount and the present value of the future expected cash flows associated with the impaired receivable.

Financial assets at fair value through profit or loss

Financial assets at fair value through profit or loss include financial assets:

- acquired principally for the purpose of selling in the near future or
- designated by the entity to be carried at fair value through profit or loss upon initial recognition.

Assets included within this category are carried in the consolidated balance sheet at fair value with changes in fair value recognised in finance income or expenses in profit or loss.

Held-to-maturity investments

Held-to-maturity investments are non-derivative financial assets with fixed or determinable payments and fixed maturity. Investments are classified as held-to-maturity if it is the intention of the Group's management to hold them until maturity.

Held-to-maturity investments are subsequently measured at amortised cost using the effective interest method, with revenue recognised on an effective yield basis. In addition, if there is objective evidence that the investment has been impaired, the financial asset is measured at the present value of estimated cash flows. Any changes to the carrying amount of the investment are recognised in profit or loss.

Construction Forestry Mining and Energy Union Mining and Energy Division

Notes to the Financial Statements

For the Year Ended 31 December 2017

2. Summary of Significant Accounting Policies (Continued)

(h) Financial instruments (Continued)

Available-for-sale financial assets

Available-for-sale financial assets are non-derivative financial assets that do not qualify for inclusion in any of the other categories of financial assets or which have been designated in this category. The Group's available-for-sale financial assets comprise listed securities.

All available-for-sale financial assets are measured at fair value, with subsequent changes in value recognised in other comprehensive income.

Gains and losses arising from financial instruments classified as available-for-sale are only recognised in profit or loss when they are sold or when the investment is impaired.

In the case of impairment or sale, any gain or loss previously recognised in equity is transferred to the profit or loss.

Financial liabilities

Financial liabilities are classified as either financial liabilities 'at fair value through profit or loss' or other financial liabilities depending on the purpose for which the liability was acquired.

The Group's financial liabilities include trade and other payables, which are measured at amortised cost using the effective interest rate method.

Impairment of financial assets

At the end of the reporting period the Group assesses whether there is any objective evidence that a financial asset or group of financial assets is impaired.

Financial assets at amortised cost

If there is objective evidence that an impairment loss on financial assets carried at amortised cost has been incurred, the amount of the loss is measured as the difference between the asset's carrying amount and the present value of the estimated future cash flows discounted at the financial assets original effective interest rate.

Impairment on loans and receivables is reduced through the use of an allowance accounts, all other impairment losses on financial assets at amortised cost are taken directly to the asset.

Subsequent recoveries of amounts previously written off are credited against other expenses in profit or loss.

Construction Forestry Mining and Energy Union Mining and Energy Division

Notes to the Financial Statements

For the Year Ended 31 December 2017

2. Summary of Significant Accounting Policies (Continued)

(h) Financial instruments (Continued)

Available-for-sale financial assets

A significant or prolonged decline in value of an available-for-sale asset below its cost is objective evidence of impairment, in this case, the cumulative loss that has been recognised in other comprehensive income is reclassified from equity to profit or loss as a reclassification adjustment. Any subsequent increase in the value of the asset is taken directly to other comprehensive income.

(i) Impairment of non-financial assets

At the end of each reporting period the Group determines whether there is an evidence of an impairment indicator for non-financial assets.

Where an indicator exists and regardless for goodwill, indefinite life intangible assets and intangible assets not yet available for use, the recoverable amount of the asset is estimated.

Where assets do not operate independently of other assets, the recoverable amount of the relevant cash-generating unit (CGU) is estimated.

The recoverable amount of an asset or CGU is the higher of the fair value less costs of disposal and the value in use. Value in use is the present value of the future cash flows expected to be derived from an asset or cash-generating unit.

Where the recoverable amount is less than the carrying amount, an impairment loss is recognised in profit or loss.

Reversal indicators are considered in subsequent periods for all assets which have suffered an impairment loss, except for goodwill.

(j) Cash and cash equivalents

Cash and cash equivalents comprises cash on hand, demand deposits and short-term investments which are readily convertible to known amounts of cash and which are subject to an insignificant risk of change in value.

Construction Forestry Mining and Energy Union Mining and Energy Division

Notes to the Financial Statements

For the Year Ended 31 December 2017

2. Summary of Significant Accounting Policies (Continued)

(k) Employee benefits

Defined contribution schemes

Obligations for contributions to defined contribution superannuation plans are recognised as an employee benefit expense in profit or loss in the periods in which services are provided by employees.

Short-term obligations

Liabilities for wages and salaries, including non-monetary benefits and accumulating sick leave that are expected to be settled wholly within 12 months after the end of the period in which the employees render the related service are recognised in respect of employees' services up to the end of the reporting period and are measured at the amounts expected to be paid when the liabilities are settled. The liabilities are presented as current employee benefit obligations in the balance sheet.

Other long-term employee benefit obligations

The liabilities for long service leave and annual leave are not expected to be settled wholly within 12 months after the end of the period in which the employees render the related service. They are therefore measured as the present value of expected future payments to be made in respect of services provided by employees up to the end of the reporting period. Consideration is given to expected future wage and salary levels, experience of employee departures and periods of service. Expected future payments are discounted using market yields at the end of the reporting period of high-quality corporate bonds with terms and currencies that match, as closely as possible, the estimated future cash outflows. Remeasurements as a result of experience adjustments and changes in actuarial assumptions are recognised in profit or loss.

The obligations are presented as current liabilities in the balance sheet if the entity does not have an unconditional right to defer settlement for at least twelve months after the reporting period, regardless of when the actual settlement is expected to occur.

(l) Provisions

Provisions are recognised when the Group has a legal or constructive obligation, as a result of past events, for which it is probable that an outflow of economic benefits will result and that outflow can be reliably measured.

Construction Forestry Mining and Energy Union Mining and Energy Division

Notes to the Financial Statements For the Year Ended 31 December 2017

2. Summary of Significant Accounting Policies (Continued)

(m) Foreign currency transactions and balances

Transaction and balances

Foreign currency transactions are recorded at the spot rate on the date of transaction.

At the end of the reporting period

- Foreign currency monetary items are translated using the closing rate;
- non-monetary items that are measured at historical cost are translated using the exchange rate at the date of the transaction; and
- Non-monetary items that are measured at fair value are translated using the rate at the date when fair value was determined.

Exchange differences arising on the settlement of monetary items or on translating monetary items at rates different from those at which they were translated on initial recognition or in prior reporting periods are recognised through profit or loss, except where they relate to an item of other comprehensive income.

(n) Adoption of new and revised accounting standards

The Group has elected to apply AASB 9 Financial Instruments as issued in December 2014, because the new accounting policies provide more reliable and relevant information for users to assess the amounts, timing and uncertainty of future cash flows. In accordance with the transitional provisions in AASB 9(7.2.15) and (7.2.26), comparative figures have not been restated. Refer note 26 for further information.

(o) New Accounting Standards and Interpretations

The AASB has issued new and amended Accounting Standards and Interpretations that have mandatory application dates for future reporting periods. Other than the above, the Group has decided not to early adopt these Standards. The following table summarises those future requirements, and their impact on the Group where the standard is relevant:

AASB 15 Revenue from contracts with customers

The AASB has issued a new standard for the recognition of revenue. This will replace AASB 118 which covers contracts for goods and services and AASB 111 which covers construction contracts.

The new standard is based on the principle that revenue is recognised when control of a good or service transfers to a customer – so the notion of control replaces the existing notion of risks and rewards.

The standard permits a modified retrospective approach for the adoption. Under this approach entities will recognise transitional adjustments in retained earnings on the date of initial application (eg 1 January 2019), ie without restating the comparative period. They will only need to apply the new rules to contracts that are not completed as of the date of initial application.

Construction Forestry Mining and Energy Union Mining and Energy Division

Notes to the Financial Statements For the Year Ended 31 December 2017

2. Summary of Significant Accounting Policies (Continued)

(o) New Accounting Standards and Interpretations (Continued)

AASB 15 Revenue from contracts with customers (Continued)

At this stage, the Union is not able to estimate the impact of the new rules on the Union's financial statements. The Union will make more detailed assessments of the impact over the next twelve months.

AASB 16 Leases

The standard will affect primarily the accounting for the Group's operating leases. However, the Group has not yet determined to what extent these commitments will result in the recognition of an asset and a liability for future payments and how this will affect the Group's profit and classification of cash flows.

Some of the commitments may be covered by the exception for short-term and low-value leases and some commitments may relate to arrangements that will not qualify as leases under AASB 16.

The standard is mandatory for annual reporting periods beginning on or after 1 January 2019. At this stage, the Group does not intend to adopt the standard before its effective date.

3. Critical Accounting Estimates and Judgments

The Committee of Management make estimates and judgements during the preparation of these financial statements regarding assumptions about current and future events affecting transactions and balances.

These estimates and judgements are based on the best information available at the time of preparing the financial statements, however as additional information is known then the actual results may differ from the estimates.

The significant estimates and judgements made have been described below.

Key estimates - impairment of property, plant and equipment

The Group assesses impairment at the end of each reporting period by evaluating conditions specific to the Group that may be indicative of impairment triggers.

Key estimates - provisions

As described in the accounting policies, provisions are measured at management's best estimate of the expenditure required to settle the obligation at the end of the reporting period. These estimates are made taking into account a range of possible outcomes and will vary as further information is obtained.

Construction Forestry Mining and Energy Union Mining and Energy Division

Notes to the Financial Statements For the Year Ended 31 December 2017

3. Critical Accounting Estimates and Judgments (Continued)

Key estimates - receivables

The receivables at reporting date have been reviewed to determine whether there is any objective evidence that any of the receivables are impaired. An impairment provision is included for any receivable where the entire balance is not considered collectible. The impairment provision is based on the best information at the reporting date.

Control assessment

The Committee of Management have determined that they do not control a company called Auscoal Superannuation Pty Ltd even though the Union holds 50% of the issued capital of this entity. Auscoal superannuation Pty Ltd is the trustee of Mine Wealth & Wellbeing Superannuation Fund. It is not a controlled entity of the Union because the Union is not exposed, and has no right, to variable returns from this entity and is not able to use its power over the entity to affect those returns. The investment has a fair value of \$4 (2016: \$4) and is included in unlisted shares.

The Committee Management have determined that they do not control a company called Coal Services Pty Limited even though the union holds 50% of the issued capital of this entity. It is not a controlled entity of the Union because the Union is not exposed, and has no right, to variable returns from this entity and is not able to use its power over the entity to affect those returns. The investment has a fair value of \$1 (2016: \$1) and is included in unlisted shares.

The Committee Management have determined that they control a company called NMEAF Pty Limited even though the union owns no shares in the company. As both the parent and subsidiary are not-for-profit entities, control has been determined in accordance with the implementation guidance for not-for-profit entities included in AASB 10 *Consolidated Financial Statements*. NMEAF Pty Limited is the trustee of the National Assistance Fund and therefore the Union is deemed to also control this trust. The Union is the income beneficiary of the trust and receives the net income of the trust on an annual basis. The Union will receive the repository assets of the fund at the vesting date of the trust. Refer to note 19 for further information regarding the restriction of the assets and capital reserve of the fund.

The Committee Management have determined that they control a company called Unity Law Pty Limited, incorporated in July 2017, even though the union owns no shares in the company. Control has been determined in accordance with the implementation guidance for not-for-profit entities included in AASB 10 *Consolidated Financial Statements*. Unity Law Pty Limited is currently dormant.

Construction Forestry Mining and Energy Union Mining and Energy Division

Notes to the Financial Statements For the Year Ended 31 December 2017

4. Revenue and other income

Revenue from continuing operations

	2017	2016
	\$	\$
Capitation fees by branch		
- Northern District	2,358,000	2,441,839
- Queensland District	1,930,592	1,871,650
- South West District	968,843	963,465
- Tasmanian District	21,317	28,404
- Victorian District	205,238	203,278
- Western Australian District	281,065	320,600
- AWU WA Branch	193,410	126,476
	<u>5,958,465</u>	<u>5,955,712</u>
- Campaign and special administration funds received	1,117,089	1,610,923
- Rental Income	1,335,367	1,283,623
- Interest Received	757,567	984,410
- Dividend received	607,162	693,563
- Gain on sale of investments*	-	342,935
- Other income	210,993	412,233
- Sponsorship	-	54,545
- National Convention recovery	-	104,350
- Memberships subscriptions	-	-
- Grants	-	-
- Donations	-	-
- Compulsory levies/voluntary contributions raised from members	-	-
- Financial support received from another Reporting Unit	-	-
	<u>9,986,643</u>	<u>11,442,294</u>
Other Income		
Fair value adjustment to financial assets through profit or loss*	1,502,662	-

* In accordance with the transitional provisions in AASB 9 (7.2.15) and (7.2.26)(b) comparative figures have not been restated. For further details regarding changes in accounting policies refer note 26.

Construction Forestry Mining and Energy Union Mining and Energy Division

Notes to the Financial Statements For the Year Ended 31 December 2017

5. Result for the year

(a) Employee benefits expense comprises:

	2017	2016
	\$	\$
<i>Office holders:</i>		
- Wages and salaries	569,410	663,492
- Superannuation	45,269	61,962
- Leave and other entitlements	(115,973)	331,388
- Separation and redundancies	560,243	49,699
- Other employee expenses (including FBT, payroll tax and other expenses)	110,896	288,567
	<u>1,169,845</u>	<u>1,395,108</u>
<i>Employees other than office holders:</i>		
- Wages and salaries	2,732,691	2,623,976
- Superannuation	449,603	444,267
- Leave and other entitlements	672,645	742,551
- Separation and redundancies	195,297	-
- Other employee expenses (including payroll tax, uniforms and other expenses)	259,220	339,890
	<u>4,309,456</u>	<u>4,150,684</u>
Total employee benefits expense	<u><u>5,479,301</u></u>	<u><u>5,545,792</u></u>

(b) Other expense disclosures

Capitation Fees

Capitation Fees	-	-
-----------------	---	---

Affiliation Fees

Affiliation Fees - CFMEU	345,345	395,207
Affiliation Fees - IndustriALL Global Union	65,703	120,258
Affiliation Fees - The McKell Institute	25,000	25,000
Sydney May Day Committee	-	500

Total	<u><u>436,048</u></u>	<u><u>540,965</u></u>
--------------	-----------------------	-----------------------

Construction Forestry Mining and Energy Union Mining and Energy Division

Notes to the Financial Statements For the Year Ended 31 December 2017

5. Result for the year (Continued)

	2017	2016
	\$	\$
Conference and meeting expenses	15,717	872,665
Operating Lease rentals- Minimum lease payments	6,239	6,344
Donations - total paid that were less \$1,000 or less	1,350	3,231
Donations - total paid that exceeded \$1,000	70,500	73,863
Legal costs - litigation	1,293,116	1,177,479
Legal costs - other legal matters	45,743	80,847
Legal costs - Royal Commission costs	-	35,435
Consideration to employers for payroll deductions	-	-
Compulsory levies - paid to CFMEU National Office for campaigning purposes	195,000	-
Fees/allowances - meetings and conferences not included in employee benefits expense	-	-
Grants - total paid that were \$1,000 or less	-	-
Grants - total paid that exceeded \$1,000	-	-
Penalties - via RO Act or RO Regulations	-	-

6. Cash and cash equivalents

Cash on hand	852	862
Cash at bank	8,608,587	6,842,128
	<u>8,609,439</u>	<u>6,842,990</u>

Restricted cash

The Group has restricted cash balance of \$4,014,338 (2016: \$5,702,669) which is held for a specific purpose and cannot be used to settle the liabilities of the Group. Refer note 19 for further information.

Construction Forestry Mining and Energy Union Mining and Energy Division

Notes to the Financial Statements For the Year Ended 31 December 2017

7. Trade and other receivables

	2017	2016
	\$	\$
Trade Receivables	988,799	1,742,282
Provision for impairment	(a) -	-
Other receivables	566,973	638,379
	<u>1,555,772</u>	<u>2,380,661</u>

(a) Impairment of receivables

Reconciliation of changes in the provision for impairment of receivables is as follows:

Balance at beginning of the year	-	-
Additional impairment loss recognised	-	-
Reversal of impairment	-	-
Balance at end of the year	<u>-</u>	<u>-</u>

(b) Aged analysis

The ageing analysis of receivables is as follows:

0-30 days	984,379	1,736,683
31-60 days	4,000	724
61-90 days (past due not impaired)	-	440
61-90 days (considered impaired)	-	-
91+ days (past due not impaired)	420	4,435
91+ days (considered impaired)	-	-
	<u>988,799</u>	<u>1,742,282</u>

The carrying value of trade receivables is considered a reasonable approximation of fair value due to the short-term nature of the balances.

The maximum exposure to credit risk at the reporting date is the fair value of each class of receivable in the financial statements.

Construction Forestry Mining and Energy Union Mining and Energy Division

Notes to the Financial Statements For the Year Ended 31 December 2017

7. Trade and other receivables (Continued)

(c) Receivables from other reporting units

	2017	2016
	\$	\$
Northern District	423,667	444,867
Queensland District Office	220,660	711,562
South Western District	169,063	245,425
Tasmanian District	9,086	7,786
Victorian District	27,527	20,000
Western Australian District	28,422	40,560
CFMEU C&G National Office	1,102	23,400
Unions NSW	1,504	-
	<u>881,031</u>	<u>1,493,600</u>

Receivables from other reporting units are not considered impaired (2016: Nil).

There are no balances within trade receivables that contain assets that are not impaired and are past due. It is expected that these balances will be received when due.

(d) Loss allowance provision

The loss allowance provision for trade receivables as at 31 December 2017 reconciles to the opening loss allowance for that provision as follows:

At 1 January - calculated under AASB 139	-	-
Amounts restated through opening retained earnings	-	-
Operating loss allowance as at 1 January 2017 - calculated under AASB 9	-	-
Increase in loss allowance recognised in profit or loss	-	-
As at 31 December (2016 amounts calculated under AASB 139)	<u>-</u>	<u>-</u>

Construction Forestry Mining and Energy Union Mining and Energy Division

Notes to the Financial Statements For the Year Ended 31 December 2017

8. Other financial assets

	Note	2017 \$	2016 \$
CURRENT			
Available for sale financial assets	(b)	-	14,990,797
Financial assets at fair value through profit or loss	(a)	14,893,202	-
Held-to-maturity financial assets	(c)	-	26,797,893
Other financial assets at amortised cost	(d)	10,613,901	-
Loans and receivables		-	189,960
Total current assets		25,507,103	41,978,650
NON-CURRENT			
Financial assets at fair value through profit or loss	(a)	3,048,305	-
Available for sale financial assets	(b)	-	2,878,443
Total non-current assets		3,048,305	2,878,443

(a) Financial assets at fair value through profit or loss comprise:

CURRENT

Listed investments, at fair value

- shares in listed corporations

14,893,202 -

NON-CURRENT

Listed investments - fair value

- shares in listed corporations

3,048,290 -

Unlisted investments

- shares in other corporations

15 -

3,048,305 -

Construction Forestry Mining and Energy Union Mining and Energy Division

Notes to the Financial Statements For the Year Ended 31 December 2017

8. Other financial assets (Continued)

(b) Available-for-sale financial assets

	2017	2016
	\$	\$
CURRENT		
Listed investments - fair value		
Shares in listed entities	-	14,990,797
NON-CURRENT		
Listed investments - fair value		
Shares in listed entities	-	2,878,428
NON-CURRENT		
Unlisted investments		
Shares in other corporations	-	15
(c) Held-to-maturity investments comprise:		
Term deposits	-	26,797,893
(d) Other financial assets at amortised cost comprise:		
Term deposits	10,613,901	-
(e) Classification of financial assets at fair value through profit or loss		

The Group classifies equity investments for which the Group has not elected to recognise fair value gains and losses through other comprehensive income as fair value through profit or loss.

Construction Forestry Mining and Energy Union Mining and Energy Division

Notes to the Financial Statements For the Year Ended 31 December 2017

9. Other Assets

	2017	2016
	\$	\$
Prepayments	<u>183,590</u>	<u>81,768</u>

10. Property, plant and equipment

Land & buildings		
At cost	28,616,421	28,208,561
Accumulated depreciation and impairment	<u>(4,193,043)</u>	<u>(3,547,858)</u>
Total land & buildings	<u>24,423,378</u>	<u>24,660,703</u>
Capital works in progress		
At cost	299,550	257,550
Furniture, fixture and fittings		
At cost	789,671	769,154
Accumulated depreciation	<u>(730,225)</u>	<u>(693,229)</u>
Total furniture, fixture and fittings	<u>59,446</u>	<u>75,925</u>
Motor vehicles		
At cost	731,893	731,649
Accumulated depreciation	<u>(276,470)</u>	<u>(285,145)</u>
Total motor vehicles	<u>455,423</u>	<u>446,504</u>
Total property, plant and equipment	<u>25,237,797</u>	<u>25,440,682</u>

Construction Forestry Mining and Energy Union Mining and Energy Division

Notes to the Financial Statements For the Year Ended 31 December 2017

10. Property, plant and equipment (Continued)

10. Property, plant and equipment (Continued)

(a) Movements in carrying amounts of property, plant and equipment

Movement in the carrying amounts for each class of property, plant and equipment between the beginning and the end of the current financial year:

	Capital Works in Progress	Land & Buildings	Furniture, Fixtures and Fittings	Motor Vehicles	Total
	\$	\$	\$	\$	\$
Year ended 31 December 2017					
Balance at the beginning of year	257,550	24,660,703	75,925	446,504	25,440,682
Additions	42,000	407,860	20,517	195,939	666,316
Disposals - written down value	-	-	-	(100,040)	(100,040)
Depreciation expense	-	(645,185)	(36,996)	(86,980)	(769,161)
Balance at the end of the year	299,550	24,423,378	59,446	455,423	25,237,797

	Capital Works in Progress	Land & Buildings	Furniture, Fixtures and Fittings	Motor Vehicles	Total
	\$	\$	\$	\$	\$
Year ended 31 December 2016					
Balance at the beginning of year	226,050	20,931,605	152,507	432,070	21,742,232
Additions	31,500	28,189	21,308	252,124	333,121
Disposals - written down value	-	-	-	(145,440)	(145,440)
Depreciation expense	-	(527,783)	(97,890)	(92,250)	(717,923)
Impairment reversal in profit or loss	-	4,228,692	-	-	4,228,692
Balance at the end of the year	257,550	24,660,703	75,925	446,504	25,440,682

Construction Forestry Mining and Energy Union Mining and Energy Division

Notes to the Financial Statements For the Year Ended 31 December 2017

11. Trade and other payables

	2017	2016
	\$	\$
Trade Payables	610,533	316,768
Other Payables	595,200	368,167
Consideration to employers for payroll deductions	-	-
	<u>1,205,733</u>	<u>684,935</u>

All amounts are short term and the carrying values are considered to be a reasonable approximations of fair value.

(a) Payables to other reporting entities:

Queensland District office	161	1,000
Northern District	72,179	91,860
South Western District	72,179	70,147
CFMEU National Office	94,970	-
Total	<u>239,489</u>	<u>163,007</u>

(b) Amounts included in trade payables:

Legal fees payable - litigation	335,409	144,059
Legal fees payable - other legal matters	-	2,248
Total	<u>335,409</u>	<u>146,307</u>

Construction Forestry Mining and Energy Union Mining and Energy Division

Notes to the Financial Statements For the Year Ended 31 December 2017

12. Employee benefits

	2017	2016
	\$	\$
CURRENT		
Provision for employee benefits	2,623,370	2,613,970
NON-CURRENT		
Provision for employee benefits	-	-
(a) Total employee benefits attributable to:		
Office Holders - Current:		
Annual leave	197,335	214,209
Long service leave	371,537	393,788
Less: Right of indemnity (note (b))	(371,537)	(393,788)
Separations and redundancies	233,296	283,288
Personal leave	209,969	212,968
Other	-	-
	<u>640,600</u>	<u>710,465</u>
Employees other than Office Holders - Current:		
Annual leave	727,834	700,884
Long service leave	905,267	822,960
Separation and redundancies	-	-
Personal leave	349,669	379,661
Other	-	-
	<u>1,982,770</u>	<u>1,903,505</u>
National Officers other than Office Holders - Current:		
Long service leave	2,697,174	3,057,348
Less: Right of indemnity (note(b))	(2,697,174)	(3,057,348)
	<u>-</u>	<u>-</u>
Total	<u><u>2,623,370</u></u>	<u><u>2,613,970</u></u>

(b) Right of indemnity

All long service leave entitlements relation to National Officers are the responsibility of 'The CFMEU Mining & Energy Employees' Entitlement Trust' from which all relevant long service leave entitlements and obligations are settled from. Accordingly, the provision for long service leave is reduced by the fair value of trust assets available and set aside to settle those entitlements. The Trust is an ATO approved Employee Entitlement Trust.

Construction Forestry Mining and Energy Union Mining and Energy Division

Notes to the Financial Statements For the Year Ended 31 December 2017

13. Reserves

	2017	2016
	\$	\$
Capital reserve		
Opening balance	38,618,771	38,658,190
Capital contributions	3,134,987	2,074,349
Capital distributions	<u>(19,694,092)</u>	<u>(2,113,768)</u>
Closing balance	<u>22,059,666</u>	<u>38,618,771</u>
Financial assets reserve		
Opening balance	(94,855)	(147,697)
Transfer to retained earnings on adoption of AASB 9	94,855	-
Other comprehensive income	-	52,842
Closing balance	<u>-</u>	<u>(94,855)</u>
Total	<u>22,059,666</u>	<u>38,523,916</u>

Capital reserve

The capital reserve are restricted funds. Refer note 19.

Financial asset reserve

Change in the fair value of available for sale investments are recognised in other comprehensive income - financial asset reserve. Amounts are reclassified to profit or loss on disposal of the investment or when an impairment arises. Refer note 26. for change in accounting policy after the adoption of AASB 9 as at 1 January 2017.

Construction Forestry Mining and Energy Union Mining and Energy Division

Notes to the Financial Statements For the Year Ended 31 December 2017

14. Capital and leasing commitments

Contracted commitments

	2017	2016
	\$	\$
Contracted commitments for:		
Membership software	68,000	68,000

Operating lease commitments

Non-cancellable operating leases contracted for but not capitalised in the financial statements:

Payable - minimum lease payments:

- no later than 1 year	6,228	6,228
- between 1 year and 5 years	15,051	21,279
	<u>21,279</u>	<u>27,507</u>

Operating leases have been taken out for office equipment for a period up to 5 years.

15. Lessor Commitments

Operating lease commitments receivable - Group as lessor

The Group leases out its property under commercial leases. These non-cancellable leases have terms between 1 and 10 years. All leases include an option for the Group to increase rent to current market rental on an annual basis.

The future minimum lease payments under non-cancellable leases are:

- no later than 1 year	1,137,504	750,647
- between 1 year and 5 years	2,985,373	2,437,274
- greater than 5 years	187,595	800,359
Total minimum lease payments	<u>4,310,472</u>	<u>3,988,280</u>

Construction Forestry Mining and Energy Union Mining and Energy Division

Notes to the Financial Statements

For the Year Ended 31 December 2017

16. Financial risk management

The main risks the Group is exposed to through its financial instruments are credit risk, liquidity risk and market risk consisting of interest rate risk, foreign currency risk and equity price risk.

The Group's financial instruments consist mainly of deposits with banks, local money market instruments, short-term investments, accounts receivable and payable and leases.

The totals for each category of financial instruments, measured in accordance with AASB 139 as detailed in the accounting policies to these financial statements, are as follows:

	Note	2017 \$	2016 \$
Financial Assets			
Cash and cash equivalents	6	8,609,439	6,842,990
Trade receivables	7	988,799	1,742,282
Other receivables	7	566,973	638,379
Loans and receivables	8	-	189,960
Held-to-maturity investments	8	-	26,797,893
Other financial assets at amortised cost	8	10,613,901	-
Available-for-sale financial assets:			
- listed investments	8	-	17,869,225
- unlisted investments	8	-	15
Financial assets at fair value through profit or loss		-	-
- listed investments	8	17,941,492	-
- unlisted investments	8	15	-
Total financial assets		38,720,619	54,080,744
Financial Liabilities			
Financial liabilities at amortised cost			
- Trade and other payables	11	1,205,733	684,935

Liquidity risk

Liquidity risk arises from the Group's management of working capital and the finance charges and principal repayments on its debt instruments. It is the risk that the Group will encounter difficulty in meeting its financial obligations as they fall due.

The Group's policy is to ensure that it will always have sufficient cash to allow it to meet its liabilities as and when they fall due.

Construction Forestry Mining and Energy Union Mining and Energy Division

Notes to the Financial Statements

For the Year Ended 31 December 2017

16. Financial risk management (Continued)

Liquidity risk (Continued)

The Group's liabilities have contractual maturities which are summarised below:

	Less than 1 year	
	2017	2016
	\$	\$
Trade and other payables (excluding estimated annual leave)	<u>1,205,733</u>	<u>684,935</u>

Credit risk

Credit risk refers to the risk that a counterparty will default on its contractual obligations resulting in a financial loss to the Group.

Credit risk arises from cash and cash equivalents and deposits with banks and financial institutions, as well as credit exposure to customers, including outstanding receivables and committed transactions.

The Group has adopted a policy of only dealing with creditworthy counterparties as a means of mitigating the risk of financial loss from defaults.

Management considers that all the financial assets that are not impaired for each of the reporting dates under review are of good credit quality, including those that are past due.

The credit risk for liquid funds and other short-term financial assets is considered negligible, since the counterparties are reputable banks with high quality external credit ratings.

The Group does not have any material credit risk exposure to any single receivable or group of receivables.

The Group applies the simplified approach to providing for expected credit losses prescribed by AASB 9, which permits the use of lifetime expected loss provisions for all trade receivables. To measure the expected credit losses have been split into balance from other reporting units and balances from non-reporting units, and then grouped based on shared credit risk characteristics and the days past due. The loss allowance provision as at 31 December 2017 is determined as follows; the expected credit losses below also incorporate forward looking information.

Construction Forestry Mining and Energy Union Mining and Energy Division

Notes to the Financial Statements For the Year Ended 31 December 2017

16. Financial risk management (Continued)

Credit risk (Continued)

	Current	>30 days past due	> 60 days past due	> 120 days past due	Total
	\$	\$	\$	\$	\$
2017					
Receivables from reporting units					
Expected loss rate	-	-	-	-	-
Gross carrying amount	880,611	-	420	-	881,031
Loss allowance provision	-	-	-	-	-
Receivables from non-reporting units					
Expected loss rate	-	-	-	-	-
Gross carrying amount	103,768	4,000	-	-	107,768
Loss allowance provision	-	-	-	-	-

A reconciliation of the loss allowance provision is disclosed in note 7(d).

The gross carrying amount of trade receivables, reflecting the maximum exposure to credit risk, is \$988,799 (2016: \$1,742,282).

Market risk

The following table illustrates the sensitivity of the net result for the year and equity in regards to the Group's financial assets and the United States Dollar – Australian Dollar exchange rate. There have been no changes in the assumptions calculating this sensitivity from prior years.

It assumes a +/- 10% change of the Australian Dollar / United States Dollar exchange rate for the year ended 31 December 2017 (31 December 2016: 10%). This percentage has been determined based on the average market volatility in exchange rates in the previous 12 months.

Construction Forestry Mining and Energy Union Mining and Energy Division

Notes to the Financial Statements

For the Year Ended 31 December 2017

16. Financial risk management (Continued)

Market risk (Continued)

If the Australian Dollar had strengthened and weakened against the United States Dollar by 10% (31 December 2016: 10%) then this would have had the following impact:

	2017		2016	
	+10%	-10%	+10%	-10%
USD				
Net results	672	(672)	419	(419)

Exposures to foreign exchange rates vary during the year depending on the volume of overseas transactions. Nonetheless, the analysis above is considered to be representative of the Group's exposure to foreign currency risk.

(a) Other price risk

The Group is exposed to equity securities price risk. This arises from listed and unlisted investments held by the Group and classified as available-for-sale on the consolidated balance sheet.

The Group is not exposed to commodity price risk.

Construction Forestry Mining and Energy Union Mining and Energy Division

Notes to the Financial Statements

For the Year Ended 31 December 2017

16. Financial risk management (Continued)

(a) Other price risk (Continued)

At reporting date, if the Australian Stock Exchange index had increased / decreased by 5.00% with all other variables held constant and all of the Group's equity instruments moved according to the historical correlation with the index, the impact on profit and equity is shown in the table below:

	2017		2016	
	+5.00%	-5.00%	+5.00%	-5.00%
ASX Index				
Impact on equity	-	-	717,485	(717,485)
Impact on result	892,200	(892,200)	-	-
International Markets				
Impact on equity	-	-	207,741	(207,741)
Impact on result	2,512	(2,512)	-	-

In the prior period there is no profit impact, except for investments held at fair value through profit or loss. Equity would increase / decrease as a result of fair value movements through the investment reserve.

The price risk for the unlisted securities held by the Group is immaterial in terms of the possible impact on profit or loss or total equity. It has therefore not been included in the sensitivity analysis.

Construction Forestry Mining and Energy Union Mining and Energy Division

Notes to the Financial Statements For the Year Ended 31 December 2017

16. Financial risk management (Continued)

(b) Net income and expense from Financial Assets

	2017	2016
	\$	\$
Held-to-maturity investments		
Interest revenue	-	984,410
Financial assets at amortised cost		
Interest revenue	757,567	-
Available-for-sale investments		
(Loss)/gain recognised in equity	-	52,842
Dividends	-	693,563
Gain on sale of investments	-	342,935
Brokerage fees	-	(132,548)
Financial assets held at fair value through profit or loss		
Gain recognised in profit or loss	1,502,662	-
Dividends	607,162	-
Brokerage fees	(142,314)	-

17. Key Management Personnel Disclosures

Key management personnel remuneration included within employee expenses for the year is shown below:

Salary (including annual leave taken)	608,048	1,087,270
Leave accrued	85,404	112,483
	693,452	1,199,753
Long-term benefits		
Long service leave	247,960	205,989
Post-employment benefits		
Superannuation	39,578	52,242
Termination benefits	187,472	133,019
	1,168,462	1,591,003

Construction Forestry Mining and Energy Union Mining and Energy Division

Notes to the Financial Statements

For the Year Ended 31 December 2017

18. Auditor's remuneration

	2017	2016
	\$	\$
Remuneration of the auditor of the Union, Daley & Co Chartered Accountants, for:		
- auditing the financial report	42,580	48,210
- taxation services	1,100	3,300
- accounting services	3,770	-
- secondment of staff for non-assurance services	21,280	-
	<u>68,730</u>	<u>51,510</u>

19. Interests in Subsidiaries

	Principal place of business / Country of Incorporation	Percentage Owned (%)*	Percentage Owned (%)*
		2017	2016
Subsidiaries:			
Unite Organising Pty Limited	Australia	100	100
NMEAF Pty Limited	Australia	-	-
National Assistance Fund	Australia	-	-
Unity Law Pty Limited	Australia	-	-

*The percentage of ownership interest held is equivalent to the percentage voting rights for all subsidiaries. Refer note 3 for further information regarding control assessment.

Significant restrictions relating to subsidiaries

The assets and capital reserve of the National Assistance Fund are restricted by the terms and provisions of its Trust Deed and cannot be used to settle the liabilities of the other entities within the Group. The total assets of the restricted assets as at balance date are \$25,643,793 (2016: \$40,028,563) and the restricted capital funds as at balance date are \$22,013,122 (2016: \$38,572,225).

Construction Forestry Mining and Energy Union Mining and Energy Division

Notes to the Financial Statements For the Year Ended 31 December 2017

20. Material subsidiaries

The amounts disclosed below are prior to any inter-entity eliminations.

	2017	2016
	\$	\$
National Assistance Fund		
Summarised Balance Sheet		
Current Assets	25,557,391	39,960,054
Non-current assets	86,402	68,509
Current liabilities	(3,630,671)	(1,456,338)
Non-current liabilities	-	-
Net Assets	<u>22,013,122</u>	<u>38,572,225</u>
Summarised Statement of profit or loss and other comprehensive income		
Revenue	2,299,114	1,569,109
Profit / (loss)	2,170,332	1,453,339
Total comprehensive income	2,170,332	1,508,913

Construction Forestry Mining and Energy Union Mining and Energy Division

Notes to the Financial Statements

For the Year Ended 31 December 2017

21. Interests in Joint Ventures

Material joint ventures

The following information is provided for joint ventures that are material to the Group and is the amount per the Joint Venture financial statements, adjusted for fair value adjustments at acquisition date and differences in accounting policies, rather than the Group's share.

2017	Ableshore Joint Venture
Summarised consolidated balance sheet	
Cash and cash equivalents	549,309
Other current assets	1,930,294
Non-current assets	81,750,567
Other current liabilities	(4,831,833)
Non-current financial liabilities (excluding trade and other payables and provisions)	<u>(13,906,151)</u>
Net assets	<u>65,492,186</u>
Summarised consolidated statement of profit or loss and other comprehensive income	
Revenue	108,735
Interest income	5,781
Finance costs	(8,832,491)
Profit / (loss) from continuing operations	(5,432,683)

Construction Forestry Mining and Energy Union Mining and Energy Division

Notes to the Financial Statements For the Year Ended 31 December 2017

21. Interests in Joint Ventures (Continued)

Material joint ventures (Continued)

2016	Ableshore Joint Venture
Summarised consolidated balance sheet	
Cash and cash equivalents	139,865
Other current assets	2,082,350
Non-current assets	76,125,843
Other current liabilities	(5,058,030)
Non-current financial liabilities (excluding trade and other payables and provisions)	<u>(20,530,524)</u>
Net assets	<u><u>52,759,504</u></u>
Summarised consolidated statement of profit or loss and other comprehensive income	
Revenue	280,178
Interest income	8,815
Finance costs	(1,511,978)
Profit / (loss) from continuing operations	(4,144,524)

Reconciliation of carrying amount of interest in joint venture to summarised financial information for joint ventures accounted for using the equity method:

	2017	2016
	\$	\$
Ableshore Joint Venture		
Group's share of 5% of net assets	3,274,609	2,637,975
Provision for diminution	<u>(3,274,609)</u>	<u>(2,637,975)</u>
Carrying amount	<u><u>-</u></u>	<u><u>-</u></u>

Construction Forestry Mining and Energy Union Mining and Energy Division

Notes to the Financial Statements For the Year Ended 31 December 2017

22. Fair Value Measurement

The Group measures its financial assets, being listed shares at fair value on a recurring basis.

Fair value hierarchy

AASB 13 *Fair Value Measurement* requires all assets and liabilities measured at fair value to be assigned to a level in the fair value hierarchy as follows:

Level 1	Unadjusted quoted prices in active markets for identical assets or liabilities that the entity can access at the measurement date.
Level 2	Inputs other than quoted prices included within Level 1 that are observable for the asset or liability, either directly or indirectly.
Level 3	Unobservable inputs for the asset or liability.

The table below shows the assigned level for each asset and liability held at fair value by the Group:

	Level 1	Level 2	Level 3	Total
31 December 2017	\$	\$	\$	\$
Recurring fair value measurements				
Financial assets				
Listed shares	17,941,492	-	-	17,941,492
	Level 1	Level 2	Level 3	Total
31 December 2016	\$	\$	\$	\$
Recurring fair value measurements				
Financial assets				
Listed shares	17,869,225	-	-	17,869,225

23. Contingencies

In the opinion of the Committee of Management, the Union did not have any contingencies as at 31 December 2017 (31 December 2016: None)

Construction Forestry Mining and Energy Union Mining and Energy Division

Notes to the Financial Statements For the Year Ended 31 December 2017

24. Related parties

(a) Parent entity

The ultimate parent entity, which exercises control over the Group, is Construction Forestry Mining and Energy Union - Mining and Energy Division.

(b) Key management personnel

Any person(s) having authority and responsibility for planning, directing and controlling the activities of the entity, directly or indirectly, including any director (whether executive or otherwise) of that entity is considered key management personnel.

For details of remuneration disclosures relating to key management personnel, refer to Note 17: Key Management Personnel Disclosures.

(c) Joint venture entities that are accounted for under the equity method

The Group has a 5% interest in the joint venture entity, Ableshore Joint Venture. The interest in joint venture is accounted for in these consolidated financial statements of the Group, using the equity method of accounting. For details of interests held in joint venture entities, refer to Note 21: Interests in Joint Ventures.

Construction Forestry Mining and Energy Union Mining and Energy Division

Notes to the Financial Statements

For the Year Ended 31 December 2017

24. Related parties (Continued)

(d) Transactions with related parties

Transactions between related parties are on normal commercial terms and conditions no more favourable than those available to other parties unless otherwise stated.

The following transactions occurred with related parties and other reporting units

	2017	2016
	\$	\$
(i) Purchase of goods and services:		
Affiliation fees paid to CFMEU	345,345	395,207
Campaign fees paid to CFMEU	195,000	1,050,000
CFMEU M&E Tasmania Recruitment Contribution	113,636	50,000
Conference fees paid to Unions NSW	760	1,080
Project fees paid to Unions NSW	26,850	-
Payments to Maritime Union of Australia for seconded employee	-	23,731
Training fees paid to Australian Manufacturing Workers Union	-	840
Conference fees paid to ACTU	2,250	3,077
Legal fees paid to ACTU	-	628
Director fees passed on to South Western District	65,617	70,147
Director fees passed on to Northern District	65,617	70,147
Central council allowance paid to Victorian district	6,585	-
Donation to CFMEU FFPD National Office for Carter Holt Harvey dispute	60,000	-

Construction Forestry Mining and Energy Union Mining and Energy Division

Notes to the Financial Statements For the Year Ended 31 December 2017

24. Related parties (Continued)

	2017	2016
	\$	\$
(ii) Revenue:		
Capitation fees		
Northern District	2,358,000	2,441,839
Queensland District Office	1,930,592	1,871,650
South Western District	968,843	963,465
Tasmanian District	21,317	28,404
Victorian District	205,238	203,278
Western Australia District	281,065	320,600
Campaign and special administration funds		
Northern District	449,159	-
Queensland District Office	317,862	-
South Western District	186,913	-
Victorian District	15,725	-
Western Australia District	143,112	-
Rental income		
CFMEU C&G National Office	152,547	140,592
Alliance fees		
Australian Workers' Union Western Australia Branch	193,410	126,476
Other		
Reimbursement for legal assistant fees paid to South Western District	88,996	85,300

Construction Forestry Mining and Energy Union Mining and Energy Division

Notes to the Financial Statements For the Year Ended 31 December 2017

24. Related parties (Continued)

	2017	2016
	\$	\$
(iii) Trade and other receivables:		
Northern District	423,667	444,867
Queensland District Office	220,660	711,562
South Western District	169,063	245,425
Tasmanian District	9,086	7,786
Victorian District	27,527	20,000
Western Australian District	28,422	40,560
CFMEU C&G National Office	1,102	23,400
Unions NSW	1,504	-
<i>Receivables from Committee of Management:</i>		
Stephen Smyth	-	359
Gary Wood	-	500

Receivables from other reporting units are not considered impaired (2016: Nil).

The above receivables from Committee of Management members are amounts owing to the Union at the prior balance date. They relate to personal travel costs that were booked in conjunction with business related travel and are to be reimbursed to the Union. They are considered ordinary trade receivables, are not considered impaired, and are at arm's length, with terms no more favourable than other receivables. All amounts have been repaid during the current financial year.

(iv) Loans to other related parties:

Loan to Ableshore Pty Limited	-	186,960
-------------------------------	---	---------

(v) Trade and other payables:

Northern District	72,179	91,860
Queensland District Office	161	1,000
South Western District	72,179	70,147
CFMEU National Office	94,970	-

Construction Forestry Mining and Energy Union Mining and Energy Division

Notes to the Financial Statements For the Year Ended 31 December 2017

25. Cash flow information

(a) Reconciliation of result for the year to cashflows from operating activities

Reconciliation of net income to net cash provided by operating activities:

	2017	2016
	\$	\$
Result for the year	557,184	2,616,505
Cash flows excluded from profit attributable to operating activities		
Non-cash flows in profit:		
- depreciation	769,161	717,923
- net capital fund reserve movement	(16,641,711)	(39,419)
- reversal of impairment of land and buildings	-	(4,228,692)
- net gain/(loss) on disposal of property, plant and equipment	49,585	43,442
- unrealised gain/(losses) on fair value through profit and loss financial assets	(1,502,662)	-
Changes in assets and liabilities:		
- decrease in trade and other receivables	753,483	(351,963)
- (increase)/decrease in other assets	164,548	781,143
- (increase)/decrease in prepayments	(101,822)	292,500
- increase/(decrease) in trade and other payables	520,797	(704,232)
- increase/(decrease) in employee benefits	9,400	52,371
Cashflow from operations	<u>(15,422,037)</u>	<u>(820,422)</u>

Construction Forestry Mining and Energy Union Mining and Energy Division

Notes to the Financial Statements For the Year Ended 31 December 2017

25. Cash flow information (Continued)

(b) Cash flow information - other reporting units

	2017	2016
	\$	\$
Cash inflows		
Queensland District	3,064,299	2,818,870
Northern District	3,315,920	3,101,360
South Western District	1,468,091	1,309,138
Victorian District	244,699	300,232
Tasmanian District	49,150	59,582
Western Australian District	485,934	479,091
CFMEU National Office	2,131	-
CFMEU C&G National Office	48,856	9,801
CFMEU C&G South Australian Branch	-	577
CFMEU C&G New South Wales Branch	-	1,799
AWU Western Australian Branch	193,410	125,765
AMWU	10,382	-
	8,882,872	8,206,215
Cash outflows		
Queensland District	(145,045)	(396,678)
Northern District	(505,668)	(644,009)
South Western District	(85,042)	(589,549)
Victorian District	(10,376)	(136,343)
Tasmanian District	(177,334)	(31,975)
Western Australian District	(19,491)	(41,869)
CFMEU National Office	(658,806)	(3,785,182)
CFMEU C&G National Office	(5,401)	(4,131)
ACTU	(2,550)	(3,550)
AMWU	(120)	(240)
AWU	-	(2,980)
Maritime Union of Australia	(42)	(8,837)
CFMEU FFPD National Office	(60,000)	-
Unions NSW	(30,255)	(6,920)
	(1,700,130)	(5,652,263)

Construction Forestry Mining and Energy Union Mining and Energy Division

Notes to the Financial Statements For the Year Ended 31 December 2017

25. Cash flow information (Continued)

(b) Cash flow information - other reporting units (Continued)

The parent entity was entitled to receive a trust distribution of \$2,170,332 (2016: \$1,077,410) from a subsidiary, the National Assistance Fund, which has been eliminated on consolidation for the purposes of this financial report.

Construction Forestry Mining and Energy Union Mining and Energy Division

Notes to the Financial Statements

For the Year Ended 31 December 2017

26. Change in accounting policy

As explained in note 2(n), the Group has adopted AASB 9 as issued in December 2014, which resulted in changes in accounting policies and adjustments recognised in the financial statements. In accordance with the transitional provisions in AASB 9(7.2.15) and (7.2.26), comparative figures have not been restated.

The accounting policies were changed to comply with AASB 9 as issued by the AASB in December 2014. AASB 9 replaces the provisions of AASB 139 that relate to the recognition, classification and measurement of financial assets and financial liabilities; derecognition of financial instruments; impairment of financial assets and hedge accounting. AASB 9 also significantly amends other standards dealing with financial instruments such as AASB 7 Financial Instruments: Disclosures.

On 1 January 2017, the Group's management has assessed which business models apply to the financial assets held by the Group at the date of initial application of AASB 9 (1 January 2017) and has classified its financial instruments into the appropriate AASB 9 categories. The main effects resulting from this reclassification are as follows:

	Fair Value through profit or loss (FVPL)	Fair value through other comprehensive income (FVOCI) (Available-for-sale 2016)	Amortised cost (Held-to-maturity 2016)	Total
	\$	\$	\$	\$
Financial assets 1 January 2017				
Opening balance AASB 139	-	17,869,240	26,797,893	44,667,133
Reclassify investments from AFS to FVPL	17,869,240	(17,869,240)	-	-
Opening balance AASB 9	17,869,240	-	26,797,893	44,667,133

Reclassification from available for sale to Fair Value through Profit or Loss

Certain investments in shares were reclassified from available for sale to financial assets at fair value through profit or loss (\$17,869,240 as at 1 January 2017). They do not meet the criteria to be classified as at amortised cost in accordance with AASB 9, because their cash flows do not represent solely payments of principal and interest. Related fair value losses of \$94,855 were transferred from the available for sale financial assets reserve to retained earnings on 1 January 2017. In the 2017 financial year, fair value gains related to these investments amounting to \$1,502,662 were recognised in profit or loss.

Construction Forestry Mining and Energy Union Mining and Energy Division

Notes to the Financial Statements

For the Year Ended 31 December 2017

Reclassification of financial instruments on adoption of AASB 9

	Original measurement category (AASB 139)	New measurement category (AASB 9)	Original carrying amount \$	New carrying amount \$	Difference \$
Non-current financial assets					
Equity securities	Available-for-sale	FVPL	2,878,443	2,878,443	-
Current financial assets					
Trade and other receivables	Amortised cost	Amortised cost	2,380,661	2,380,661	-
Cash and cash equivalents	Amortised cost	Amortised cost	6,842,990	6,842,990	-
Term deposits	Amortised cost	Amortised cost	26,797,893	26,797,893	-
Equity securities	Available-for-sale	FVPL	14,990,797	14,990,797	-

Construction Forestry Mining and Energy Union Mining and Energy Division

Notes to the Financial Statements

For the Year Ended 31 December 2017

27. Events after the end of the Reporting Period

No matters or circumstances have arisen since the end of the financial year which significantly affected or could significantly affect the operations of the Group, the results of those operations, or the state of affairs of the Group in future financial years.

28. Parent entity

The following information has been extracted from the books and records of the parent, Construction Forestry Mining and Energy Union Mining and Energy Division and has been prepared in accordance with Accounting Standards.

The financial information for the parent entity, Construction Forestry Mining and Energy Union Mining and Energy Division has been prepared on the same basis as the consolidated financial statements except as disclosed below.

Investments in subsidiaries, associates and joint ventures

Investments in subsidiaries, associates and joint venture entities are accounted for at cost in the financial statements of the parent entity. Dividends received from associates are recognised in the parent entity profit or loss, rather than being deducted from the carrying amount of these investments.

	2017	2016
	\$	\$
Balance Sheet		
Assets		
Current assets	13,746,376	12,830,973
Non-current assets	28,150,720	28,213,451
Total Assets	41,897,096	41,044,424
Liabilities		
Current liabilities	3,649,128	3,341,483
Total Liabilities	3,649,128	3,341,483
Equity		
Retained earnings	38,247,968	37,728,983
Assets-available-for-sale reserve	-	(26,042)
Total Equity	38,247,968	37,702,941
Consolidated Statement of Profit or Loss and Other Comprehensive Income		
Total profit or loss for the year	545,076	2,616,470
Other comprehensive income	-	(16,384)
Total comprehensive income	545,076	2,600,086

Construction Forestry Mining and Energy Union Mining and Energy Division

Notes to the Financial Statements

For the Year Ended 31 December 2017

29. Additional disclosures required under the Fair Work (Registered Organisations) Act 2009

As required under the reporting guidelines provided for under section 255 of the Fair Work Act (Registered Organisations) Act 2009, it is confirmed that:

1. The Union's ability to continue as a going concern is not reliant on the agreed financial support of another reporting unit;
2. The CFMEU Mining & Energy Tasmanian Branch has been provided with a Recruitment Contribution of \$113,636 (2016: \$50,000) for which that Branch believes is required for it to remain financially viable, however, the Union has not agreed or does not have an agreement to provide financial support to another reporting unit to ensure its ability as a going concern; and
3. The Union has not acquired an asset or liability as a result of amalgamation, restructure or alternative reporting unit determination or revocation.
4. The financial affairs of the Union are not administered by a third party.

30. Section 272 Fair Work (registered Organisations) Act 2009

In accordance with the requirements of the Fair Work (Registered Organisations) Act 2009, the attention of the members is drawn to the provisions of Sub-sections (1) to (3) of Section 272, which reads as follows:-

Information to be provided to members or the General Manager of the Fair Work Commission:

1. A member of a reporting unit, or the General Manager of the Fair Work Commission, may apply to the reporting unit for specified prescribed information in relation to the reporting unit to be made available to the person making the application.
2. The application must be in writing and must specify the period within which, and the manner in which, the information is to be made available. The period must not be less than 14 days after the application is given to the reporting unit.
3. A reporting unit must comply with an application made under subsection (1).

Construction Forestry Mining and Energy Union Mining and Energy Division

Recovery of Wages Activity

For the Year Ended 31 December 2017

No recovery of Wages activity was carried out by the Union for the year ended 31 December 2017 (2016: Nil).

The accompanying notes form part of these financial statements.

Independent Audit Report to the Members of Construction Forestry Mining and Energy Union Mining and Energy Division

Report on the Audit of the Financial Report

Opinion

We have audited the financial report of Construction Forestry Mining and Energy Union Mining and Energy Division (the Union and its subsidiaries (the Group or Reporting Unit)), which comprises the consolidated balance sheet as at 31 December 2017, the consolidated statement of profit or loss and other comprehensive income, the consolidated statement of changes in equity and the consolidated statement of cash flows for the year ended 31 December 2017, notes to the financial statements, including a summary of significant accounting policies, and the Committee of Management Statement.

In our opinion, the accompanying financial report presents fairly, in all material respects, the financial position of the Group as at 31 December 2017 and their financial performance and their cashflows for the year then ended on that date in accordance with:

- (a) the Australian Accounting Standards; and
- (b) any other requirements imposed by the Reporting Guidelines or Part 3 of Chapter 8 of the *Fair Work (Registered Organisations) Act 2009* (the RO Act).

We declare that management's use of the going concern basis in the preparation of the financial statements of the Group is appropriate.

Basis for Opinion

We conducted our audit in accordance with Australian Auditing Standards. Our responsibilities under those standards are further described as in the *Auditor's Responsibilities for the Audit of the Financial Report* section of our report. We are independent of the Group in accordance with the ethical requirements of the Accounting Professional and Ethical Standards Board's APES 110 *Code of Ethics for Professional Accountants* (the Code) that are relevant to our audit of the financial report in Australia. We have also fulfilled our other ethical responsibilities in accordance with the Code.

We believe that the audit evidence we have obtained is sufficient and appropriate to provide a basis for our opinion.

Information Other than the Financial Report and Auditor's Report Thereon

The Committee of Management is responsible for the other information. The other information obtained at the date of this auditor's report is in the Operating Report accompanying the financial report.

Our opinion on the financial report does not cover the other information and accordingly we do not express any form of assurance conclusion thereon.

In connection with our audit of the financial report, our responsibility is to read the other information and, in doing so, consider whether the other information is materially inconsistent with the financial report or our knowledge obtained in the audit or otherwise appears to be materially misstated.

If, based on the work we have performed, we conclude that there is a material misstatement of this other information, we are required to report that fact. We have nothing to report in this regard.

Responsibilities of Committee of Management for the Financial Report

The Committee of Management of the Group are responsible for the preparation of the financial report that gives a true and fair view in accordance with Australian Accounting Standards and the RO Act, and for such internal control as the Committee of Management determine is necessary to enable the preparation of the financial report that gives a true and fair view and is free from material misstatement, whether due to fraud or error.

In preparing the financial report, the Committee of Management are responsible for assessing the Group's ability to continue as a going concern, disclosing, as applicable, matters related to going concern and using the going concern basis of accounting unless the Committee of Management either intend to liquidate the Group or to cease operations, or have no realistic alternative but to do so.

Auditor's Responsibilities for the Audit of the Financial Report

Our objective is to obtain reasonable assurance about whether the financial report as a whole is free from material misstatement, whether due to fraud or error, and to issue an auditor's report that includes our opinion. Reasonable assurance is a high level of assurance, but is not a guarantee that an audit conducted in accordance with Australian Auditing Standards will always detect a material misstatement when it exists. Misstatements can arise from fraud or error and are considered material if, individually or in the aggregate, they could reasonably be expected to influence the economic decisions of users taken on the basis of the financial report.

As part of an audit in accordance with the Australian Auditing Standards, we exercise professional judgement and maintain professional scepticism throughout the audit. We also:

- Identify and assess the risks of material misstatement of the financial report, whether due to fraud or error, design and perform audit procedures responsive to those risks, and obtain audit evidence that is sufficient and appropriate to provide a basis for our opinion. The risk of not detecting a material misstatement resulting from fraud is higher than for one resulting from error, as fraud may involve collusion, forgery, intentional omissions, misrepresentations, or the override of internal control.
- Obtain an understanding of internal control relevant to the audit in order to design audit procedures that are appropriate in the circumstances, but not for the purpose of expressing an opinion on the effectiveness of the Group's internal control.
- Evaluate the appropriateness of accounting policies used and the reasonableness of accounting estimates and related disclosures made by the Committee of Management.
- Conclude on the appropriateness of the Committee of Management's use of the going concern basis of accounting and, based on the audit evidence obtained, whether a material uncertainty exists related to events or conditions that may cast significant doubt on the Group's ability to continue as a going concern. If we conclude that a material uncertainty exists, we are required to draw attention in our auditor's report to the related disclosures in the financial report or, if such disclosures are inadequate, to modify our opinion. Our conclusions are based on the audit evidence obtained up to the date of our auditor's report. However, future events or conditions may cause the Group to cease to continue as a going concern.
- Evaluate the overall presentation, structure and content of the financial report, including the disclosures, and whether the financial report represents the underlying transactions and events in a manner that achieves fair presentation.

- Obtain sufficient appropriate audit evidence regarding the financial information of the entities or business activities within the Group to express an opinion on the financial report. We are responsible for the direction, supervision and performance of the Group audit. We remain solely responsible for our audit opinion.

We communicate with the Committee of Management regarding, among other matters, the planned scope and timing of the audit and significant audit findings, including any significant deficiencies in internal control that we identify during our audit.

I declare that I am an approved auditor, a member of the Chartered Accountants Australia and New Zealand and hold a current Public Practice Certificate.

Report on the Recovery of Wages Activity financial report

Opinion of the Recovery of Wages Activity financial report

The scope of our work extended to the recovery of wages activity, however as noted in the Committee of Management Statement, no such activity was undertaken during the reporting period.


Daley & Co
Chartered Accountants


Stephen Milgate
Partner

Wollongong
13 March 2018

Registration number (as registered by the RO Commissioner under the RO Act): AA 2017/127

Liability limited by a scheme approved under Professional Standards Legislation.